



Elizabeth A. Rose
Deputy Chancellor
Division of Operations

52 Chambers Street
New York, NY 10007

212 374 7868 Tel
212 374 5588 Fax

June 26, 2017

Dear Families and Staff:

This is a follow up to my **January 23, 2017** water test results notification letter and I am pleased to share we have successfully completed remediation work at **P.S. 290** (P.S. 290 Manhattan New School at 311 East 82 Street Manhattan, NY 10028).

On **January 5, 2017**, every potential source of water for drinking or preparing food at **P.S. 290** was tested for lead. The laboratory results showed elevated levels of lead in **2 of the 40 samples** of water taken and tested from outlets in the building.

During water sampling on January 5, 2017, we noted three fixtures that were out of order and could not be tested for lead. Those three fixtures were repaired and tested on **May 25, 2017**. The laboratory results showed elevated levels of lead in **2 of the 6 samples** of water taken and tested.

In any building where lead test results show even one water outlet above the action level of 15 parts per billion (ppb), the DOE implements its standard response protocol, under which it removes any such outlet from service, flushes all or part of the system to eliminate water sitting in pipes overnight, replaces equipment and re-tests after the equipment is replaced. Fixtures are only put back in service once results of laboratory re-tests are below the action level of 15 ppb.

Each affected fixture at **P.S. 290** was taken out of service on **January 23, 2017**, and the remediation work was completed. On **June 15, 2017**, the remediated fixtures were tested and the final laboratory results indicate that all samples taken and tested were below the action level of 15 ppb.

Out of an abundance of caution, the custodial staff will continue to flush **P.S. 290** eliminate water that has been stagnant in pipes over the weekend and to ensure safe drinking water is available for students and staff.

A more detailed letter related to the testing for lead at **P.S. 290** is attached, and complete test results are posted on the DOE website at <http://schools.nyc.gov/schoolportals/02/M290/default.htm>.

Please visit <http://schools.nyc.gov/AboutUs/schools/watersafety.htm> to learn more about the robust protocol we use to ensure the safety of drinking water in each and every school, as well as to look up water test results for each school.

Thank you for your patience and support and we wish you and your students a wonderful semester.

Sincerely yours,

A handwritten signature in black ink that reads 'Elizabeth A. Rose'. The signature is fluid and cursive, with the first name being the most prominent.

Elizabeth A. Rose

A NOTICE TO PARENTS, GUARDIANS, AND STAFF
P.S. 290 - Manhattan
P.S. 290 Manhattan New School
311 East 82 Street Manhattan, NY 10028
June 26, 2017

Safe and healthy school environments can foster healthy and successful children. To protect public health, the Public Health Law and New York State Health Department (NYSDOH) regulations require that all public schools and boards of cooperative educational services (BOCES) test lead levels in water from every outlet that is being used, or could potentially be used, for drinking or cooking. If lead is found at any water outlet at levels above 15 parts per billion (ppb), which is equal to 15 micrograms per liter ($\mu\text{g/L}$), the NYSDOH requires that the school take action to reduce the exposure to lead.

What is first draw testing of school drinking water for lead?

The “on-again, off-again” nature of water use at most schools can raise lead levels in school drinking water. Water that remains in pipes overnight, over a weekend, or over vacation periods stays in contact with lead pipes or lead solder and, as a result, could contain higher levels of lead. This is why schools are required to collect a sample after the water has been sitting in the plumbing system for a certain period of time. This “first draw” sample is likely to show higher levels of lead for that outlet than what you would see if you sampled after using the water continuously. However, even if the first draw sample does not reflect what you would see with continuous usage, it is still important because it can identify outlets that have elevated lead levels.

What are the initial first draw testing elevation results?

Samples Collected on 1/5/2017				
Floor	Function/ Space	Room	Fixture Type	Sample Results
02	Adult Bathroom	3000G	Hose Bib 1	330 ppb
04	Adult Bathroom	5000F	Hose Bib 1	710 ppb

Samples Collected on 5/25/2017					
Floor	Function/ Space	Room	Fixture Type	First Draw Sample Results	Second Draw Sample Results
05	Boys Bathroom	504	Cold Water Faucet 1	23 ppb	1.6 ppb
02	Adult Bathroom	3000G	Cold Water Faucet 1	41 ppb	6.9 ppb
01	Boys Bathroom	16	Cold Water Faucet 2	1.6 ppb	NA*

*Second draw samples are only analyzed if first draw samples are above 15 ppb.

What are the post-remediation testing results?

Samples Collected on 6/15/2017					
Floor	Function/ Space	Room	Fixture Type	First Draw Sample Results	Second Draw Sample Results
05	Boys Bathroom	504	Cold Water Faucet 1	9.7 ppb	NA*
02	Adult Bathroom	3000G	Cold Water Faucet 1	<1.0 ppb	NA*

*Second draw samples are only analyzed if first draw samples are above 15 ppb.

Notes

Notes				
Floor	Function/ Space	Room	Fixture Type	Notes
02	Adult Bathroom	3000G	Hose Bib 1	Not a potable water source. Not used for cooking or drinking. Only accessible to custodian by key.
04	Adult Bathroom	5000F	Hose Bib 1	Not a potable water source. Not used for cooking or drinking. Only accessible to custodian by key.

What is being done in response to the results?

All drinking and cooking water outlets that tested with lead levels above the action level (15 ppb) were removed from service, and remediated.

What are the health effects of lead?

Lead is a metal that can harm children and adults when it gets into their bodies. Lead is a known neurotoxin, particularly harmful to the developing brain and nervous system of children under 6 years old. Lead can harm a young child's growth, behavior, and ability to learn. Lead exposure during pregnancy may contribute to low birth weight and developmental delays in infants. There are many sources of lead exposure in the environment, and it is important to reduce all lead exposures as much as possible. Water testing helps identify and correct possible sources of lead that contribute to exposure from drinking water.

What are the other sources of lead exposure?

Lead is a metal that has been used for centuries for many purposes, resulting in widespread distribution in the environment. Major sources of lead exposure include lead-based paint in older housing, and lead that built up over decades in soil and dust due to historical use of lead in gasoline, paint, and manufacturing. Lead can also be found in a number of consumer products, including certain types of pottery, pewter, brass fixtures, foods, plumbing materials, and cosmetics. Lead seldom occurs naturally in water supplies but drinking water could become a possible source of lead exposure if the building's plumbing contains lead. The primary source of lead exposure for most children with elevated blood-lead levels is lead-based paint.

Should your child be tested for lead?

The risk to an individual child from past exposure to elevated lead in drinking water depends on many factors; for example, a child's age, weight, amount of water consumed, and the amount of lead in the water. Children may also be exposed to other significant sources of lead including paint, soil and dust. Since blood lead testing is the only way to determine a child's blood lead level, parents should discuss their child's health history with their child's physician to determine if blood lead testing is appropriate. Pregnant women or women of childbearing age should also consider discussing this matter with their physician.

Do elevated lead levels in school drinking water pose a serious risk to students and staff?

The risk to students and staff is low for many reasons. The elevated lead levels identified by the recent round of water testing are not likely to represent the levels seen throughout the day. The recent testing

was conducted on water that had remained in pipes overnight. The lead concentration drops sharply after the first use of the day as stagnant water is cleared from the pipes and new, fresh water is brought in from the water main – which is virtually lead-free. In addition, for most students and staff, the amount of water consumed from a school water source during a school day is likely to be small when compared to total daily water consumption. Many of the elevated water samples came from fixtures that are not typically used for drinking, including bathrooms, slop sinks, and laboratories. Given all of these factors it is unlikely that these elevations represent conditions that would pose a health risk, however, if a person drinks sufficiently large quantities of water at those high levels over long periods of time, the risk increases. Nonetheless, if you are concerned about exposure to lead, talk to your doctor about having you or your child tested for lead poisoning.

Who is at risk for lead poisoning?

Children under 3 years of age are the most susceptible and vulnerable to the health effects of lead. Lead also poses a risk to the developing fetus. Exposure to lead may interfere with a child's growth and development.

What do we know about rates of lead poisoning in NYC children?

Rates of lead poisoning among NYC children have been falling. In 2015, 5,371 New York City children younger than 6 years of age were identified with blood lead levels of 5 mcg/dL or greater. This represents an 18% decline from 2014 when there were 6,550 children with blood lead levels of 5 mcg/dL or greater, and an 86% decline since 2005 when there were 37,344 children with blood lead levels of 5mcg/dL or greater.

Additional Resources

For more information regarding the testing program or sampling results go to:

<http://schools.nyc.gov/AboutUs/schools/watersafety.htm>

For information about lead in school drinking water, go to:

http://www.health.ny.gov/environmental/water/drinking/lead/lead_testing_of_school_drinking_water.htm

<http://www.p12.nysed.gov/facplan/LeadTestinginSchoolDrinkingWater.html>

For information about NYS Department of Health Lead Poisoning Prevention, go to:

<http://www.health.ny.gov/environmental/lead/>

For more information on blood lead testing and ways to reduce your child's risk of exposure to lead, see "What Your Child's Blood Lead Test Means":

<http://www.health.ny.gov/publications/2526/> (available in ten languages).

Laboratory Report

NYE Report #: 2172559-968

May 26, 2017

Andreas C. Andreou
Precision Environmental Inc.
36-15A 23rd Street
Long Island City, NY 11106

Project: M190 / 1958-17-8161; 311 East 82nd St New York, NY; 2172559

Dear Andreas C. Andreou,


Enclosed is the Laboratory Analytical Report for potable water sample(s) received on May 25, 2017. New York Environmental analyzed the samples on May 26, 2017 for Lead (Pb) by EPA Method 200.9 Rev. 2.2.

If there are any questions regarding the analyses, please feel free to contact us at your convenience. New York Environmental is a NELAP accredited laboratory. Attached reported results meet the requirements of the NELAP standards unless otherwise noted.

Samples' analytical results relate only to the samples tested, in the condition received by the laboratory. This report shall not be reproduced except in its entirety without written approval of the laboratory.

We sincerely thank you for your business, and look forward to being of service for your future environmental testing needs.

Sincerely,



Li Tsang, Laboratory Director

Date Collected:	25 May 2017
Date Received:	25 May 2017
Date Analyzed:	26 May 2017

Analytical Method:	EPA 200.9 Rev. 2.2
Analyte, Matrix:	Lead, Potable Water

<u>Lab ID</u>	<u>Client ID</u>	<u>Sample Location/Description</u>	<u>MDL</u>	<u>Result</u>	<u>Units</u>	<u>Flag</u>
170525K023	1	M19005BB00054.1F-40; Initial	1.0	23.0	µg/L	H
170525K024	2	M19005BB00054.1F-40; Follow-up (30s)	1.0	1.60	µg/L	
170525K025	3	M19002BR03000.1F-019; Initial	1.0	41.0	µg/L	H
170525K026	4	M19002BR03000.1F-019; Follow-up (30s)	1.0	6.90	µg/L	
170525K027	5	M19001BB00016.2F-004; Initial	1.0	1.60	µg/L	
170525K028	6	M19001BB00016.2F-004; Follow-up (30s)	1.0	NA	µg/L	

Comment:

NA: Sample not analyzed per customer request.

H: Sample result exceeds applicable regulatory limit.



POTABLE WATER SAMPLING FOR LEAD CONCENTRATION SAMPLE COLLECTION FORM

49703 # 968


CLIENT INFORMATION
 Name: NEW YORK CITY DEPARTMENT OF EDUCATION
 Address: 44-36 Vernon Boulevard, LIC, NY 11101
 Client Rep: Mr. Mohamed Hemida W.O. No.: 00637606-02

CONSULTANT INFORMATION
 Name: Precision Environmental Inc.
 Address: 36-15A 23rd Street, LIC, NY 11106
 Project Manager: Andreas C. Andreou
 Inspector: Elizabeth Gargenti
 Project No.: 1958-17-8161

DATE OF SAMPLING: 5/25/16

PROJECT INFORMATION
 BLDG ID: M190 BLDG No./Name: P.S. 290 - Manhattan
 GEO DIST: 2 BLDG Address: 311 EAST 82 STREET
 New York NY 10028

SAMPLE DESCRIPTION			Container/ Sample No.	SAMPLE TYPE		Time of Collection	Lead Conc. (ppb)
NYCDOE Catalog #	Floor	Functional Space		Initial	Follow-up		
M19005BB00054.1F-40	5	ROOM BATH	01	✓	0 sec	6:30am	23
M19002BR03000.1F-019	2	BATHROOM	02	✓	30 sec	6:30am	1.6
M19001BB00016.2F-004	1	ROOM Lunch Room	03	✓	0 sec	6:40am	41
			04	✓	30 sec	6:40am	6.9
			05	✓	0 sec	6:55am	1.6
			06	✓	30 sec	6:55am	—



CHAIN OF CUSTODY

Relinquished By: [Signature] Date: 5-25-17 Time: 9:30

Received By: [Signature] Date: 5-26-17 Time: 9 AM

QC By: [Signature] Date: 5-26-17 Time: 10:30

Method of shipment/delivery: Hand Delivery

LABORATORY INFORMATION
 Lab Name: NYEA
 Analyzed By: Wai S Ueng
 QC By: [Signature]

INSTRUCTIONS TO THE LABORATORY
 Turnaround Time: 24 HOUR
 Analyze follow-up sample(s) ONLY when initial sample exceeds 15ppb

Container Info:
 Preservative: HNO₃
 Size: 250 ml

COMMENTS:

Laboratory Report

NYE Report #: 2172993-1200

June 16, 2017

Andreas C. Andreou
Precision Environmental Inc.
36-15A 23rd Street
Long Island City, NY 11106

Project: M190 / 1958-17-8161; 311 East 82nd Street, New York, NY; 2172993

Dear Project Manager,


Enclosed is the Laboratory Analytical Report for potable water sample(s) received on June 15, 2017. New York Environmental analyzed the samples on June 16, 2017 for Lead (Pb) by EPA Method 200.9 Rev. 2.2.

If there are any questions regarding the analyses, please feel free to contact us at your convenience. New York Environmental is a NELAP accredited laboratory. Attached reported results meet the requirements of the NELAP standards unless otherwise noted.

Samples' analytical results relate only to the samples tested, in the condition received by the laboratory. This report shall not be reproduced except in its entirety without written approval of the laboratory.

We sincerely thank you for your business, and look forward to being of service for your future environmental testing needs.

Sincerely,



Li Tsang, Laboratory Director

Date Collected:	15 Jun 2017
Date Received:	15 Jun 2017
Date Analyzed:	16 Jun 2017

Analytical Method:	EPA 200.9 Rev. 2.2
Analyte, Matrix:	Lead, Potable Water

<u>Lab ID</u>	<u>Client ID</u>	<u>Sample Location/Description</u>	<u>MDL</u>	<u>Result</u>	<u>Units</u>	<u>Flag</u>
170615J001	1	M19002BR03000.1F-019; Initial	1.0	<1.0	µg/L	
170615J002	2	M19002BR03000.1F-019; Follow-up (30s)	1.0	NA	µg/L	
170615J003	3	M19005BB000540.1F-40; Initial	1.0	9.70	µg/L	
170615J004	4	M19005BB000540.1F-40; Follow-up (30s)	1.0	NA	µg/L	

Comment:

NA: Sample not analyzed per customer request.



49703
#1200

POTABLE WATER SAMPLING FOR LEAD CONCENTRATION SAMPLE COLLECTION FORM

5-05 PM

check activated
6/15/17

CLIENT INFORMATION

Name: **NEW YORK CITY DEPARTMENT OF EDUCATION**
 Address: **44-36 Vernon Boulevard, LIC, NY 11101**
 Client Rep: **Mr. Mohamed Hemida** W.O. No.: **00637606-02**

CONSULTANT INFORMATION


Name: **Precision Environmental Inc.** DATE OF SAMPLING: **6/15/2017**
 Address: **36-15A 23rd Street, LIC, NY 11106**
 Project Manager: **Andreas C. Andreou** Project No.: **1958-17-8161**
 Inspector: **Humza Uddin**

PROJECT INFORMATION

BLDG ID: **M190** BLDG No./Name: **P.S. 290 - Manhattan** GEO DIST: **2** BLDG Address: **311 EAST 82 STREET** **New York NY 10028**

SAMPLE DATA

NYCDOE Catalog #	Floor	Functional Space	Room	Type	Container/ Sample No.	SAMPLE TYPE		Length of Flush	Time of Collection	Lead Conc. (ppb)
						Initial	Follow-up			
M19002BR03000.1F-019	2	BATHROOM	3000G	COLD WATER FAUCET 1	01	✓		0 sec	5:00	11.0
					02		✓	30 sec	5:00:30	✓
M19005BB000540.1F-40	5	ROOM	504	COLD WATER FAUCET 1	03	✓		0 sec	5:02	9.7
					04		✓	30 sec	5:02:30	✓

2172993

 C 1 3 3 5 0

CHAIN OF CUSTODY

Relinquished By:	Received By:	Date:	Time:
I. <i>S. W. U.</i>	<i>[Signature]</i>	6-15-17	9:00
II.			
III.			

LABORATORY INFORMATION

Lab Name:	Date:	Time:	Method of Analysis:
NYEA	6/16/17	11:50	200.9
Analyzed By: <i>Wai S Chey</i>	6-16-17	1:30	
QC By: <i>[Signature]</i>			
Method of shipment/delivery: Hand Delivery			

INSTRUCTIONS TO THE LABORATORY

Turnaround Time: 24 HOUR
 Analyze follow-up sample(s) ONLY when initial sample exceeds 15ppb

Email results ASAP To:
 Email: andreas@precision-enviro.com
 Email: kam@precision-enviro.com

Container Info:
 Preservative: HNO₃
 Size: 250 ml

COMMENTS:

Add acid to Sample #2
 analyze if necessary